The Math Tales of MATHIAS

Understanding Place Value

Created For Kids Grades K-3

written by Dr. Marco Walder

We O.W.N Incorporated

P.O. Box 540861
Grand Prairie, TX 75054

www.marcowalder.com

Printed in the United States of America

© 2019 by Marco Walder. All rights reserved.

No part of this book may be reproduced, stored in a retrieval system, or transmitted by any means without the written permission of the author.

This book is designed to provide information in regard to the subject matter. The author or publisher does not guarantee any benefits by the purchase or use of the material contained within. In an effort to be as accurate and complete as possible, please understand that errors may exist. Therefore, this publication should be used as a reference guide. The author or publisher assumes no liability or responsibility to any person or entity with regard to any loss, damage or any result alleged directly or indirectly to the information contained in this book.



Endorsed by Donald Driver

As a former student athlete, I know the importance of education and the significance of ensuring that students are prepared academically to be successful in life. I have personally known Dr. Marco Walder for over 20 years as a college teammate and as a lifelong friend. I must say, this math fun book is a true representation of the hard work and passion that he has to positively impact others.

Growing up as a student in the public education system, I witnessed many who struggled to understand basic math concepts and the curriculum based strategies that schools were teaching. However, there is always that ONE amazing educator who is a standout and who is able to come up with a brilliant strategy or unique method that empowers kids to be confident in their skills and abilities.

The Math Tales of Mathias Series is that brilliant strategy, unique method, and Dr. Marco Walder is that amazing educator who has created a magnificent math resource for elementary students that will definitely help them learn math, love math, and have fun while doing it!

Endorsed by Donald Driver

Green Bay Packers/XLV Champs

The Math Tales of Mathias

After successfully passing Dr. No Solutions tests at the end of Skip Counting Drive and Base Ten Block in Value City the place where numbers have value Mathias and Mr. Scribble were excited about all the new math skills he was learning. However, Mathias felt something was missing and he could not figure it out. Mr. Scribble began to fly around in circles because he was becoming really excited. As they continued to walk the voice he heard that sounded familiar now had a face that was looking Mathias right in his eyes. It was Dr. No Solution and Mathias was speechless. Dr. No Solution was the teacher Mathias was afraid of and the words that came out of Dr. No Solution's mouth did not ease Mathias's fear. Dr. No Solution said to Mathias, "I see you have traveled through Value City and you have successfully passed all of my test so far. Now you will face the toughest skill in Value City which is on Place Value

Avenue". Mathias now more nervous than ever started walking backwards horrified as he watched the sky change colors and the numbers and words in Skip Counting Drive and Base Ten Block disappear. The hills began to turn into huge blocks and numbers started growing out of the ground flying towards Mathias. Dr. No Solution began to walk away laughing as he watched Mathias shake in fear. Standing there with tears in his eyes, again Mathias whispered, "I wish Grandma Faith was here to help me understand what to do". As he stood there feeling defeated. Suddenly, Mathias heard a group of soft voices say, "Believe me, with your new backpack and Mr. Scribble you can do anything, even math for Dr. No Solution's class". After hearing those words Mathias knew his entire family including his teacher Ms. Confidence were with him and talking to him. Suddenly, a large package appeared from behind the Place Value Avenue sign. Mathias ran over and grabbed the letter that was on the package. The letter read, "From your friends and family with love". Mathias opened the package and it was a new shirt, shorts, and shoes. With a huge smile on his face and tears of joy in his eyes Mathias changed into his new outfit and immediately knew if he used the math skills and strategies he learned in previous lesson's

he could do anything, even math. Mathias now knew why all of this was happening and the reason was he needed math and wanted to be just as good in math as his Grandma Faith told him he could be. Feeling ready and up for his next challenge Mathias and Mr. Scribble began going over all they learned on Skip Counting Drive and Base Ten Block and continued their math journey headed towards Place Value Avenue in Value City the place where numbers have value.

Grandma Faith

Place Value Avenue

Good Job!!! You have made it to the tenth check point in Value City. You will continue your trip on Place Value Avenue.

Do not forget, Dr. No Solution is watching and he is making questions to see how much you have learned when you get to the end of Value City.

Good luck and remember, you can do anything, even math.

PLACE VALUE CHART

To understand place value we must understand the place value chart. The definition and examples are provided below.

We will learn the Place Value Chart from the Ones Place to the Hundreds Place. A place value chart can help us learn the value and place of a digit and number.

A Place Value Chart can also help us in comparing and ordering numbers.

Look at the examples below of how to use a Place Vaue Chart.

Hundreds	Tens	Ones

- Put the numbers below in the correct place value in the chart.

Example #1: 203

Hundreds	Tens	Ones
2	0	3

Example #1: 3

Hundreds	Tens	Ones
		3

Example #1: 69

Hundreds	Tens	Ones
	6	9

PLACE VALUE - ONES

To make it through Value City Mr. Scribble would like you to learn the value of a digit based on where it is located or its position in a number. The definition and examples are provided below.

- Ones Place: The Ones Place is the smallest position on the Place Value Chart.

Hundreds	Tens	Ones

- The Ones Place is the position of the Unit in the Base-10 System.

Hundreds	Tens	Ones
		■

PLACE VALUE - ONES

To make it through Value City Mr. Scribble would like you to learn the value of a digit based on where it is located or its position in a number. The definition and examples are provided below.

Ones Place

The numbers 0, 1, 2, 3, 4, 5, 6, 7, 8, 9 can go in the Ones Place.

Hundreds	Tens	Ones
		0
		1
		2
		3
		4
		5
		6
		7
		8
		9

PLACE VALUE - ONES

To make it through Value City Mr. Scribble would like you to learn the value of a digit based on where it is located or its position in a number. The definition and examples are provided below.

Ones Place

The Value is the same as the digit in the Ones Place.

Hundreds	Tens	Ones
		0 = 0 1 = 1 2 = 2 3 = 3 4 = 4 5 = 5 6 = 6 7 = 7 8 = 8 9 = 9

PLACE VALUE - ONES

The Place of a digit is not same as the Value of that digit in a number. The definition and examples are provided below.

- Place

Where a digit is on the Place Value Chart.

Hundreds	Tens	Ones
		4

- Value

How much a digit is worth because of where it is on the Place Value Chart.

Hundreds	Tens	Ones
		4

PLACE VALUE - ONES

The Place of a digit is not same as the Value of that digit in a number. The definition and examples are provided below.

- Place

Where a digit is on the Place Value Chart.

Hundreds	Tens	Ones
		4

1 Digit Example #1: 4

In Example #1 we have the number 4. If we put 4 in the Place Value Chart the 4 is in the Ones. This means 4 is in the Ones Place.

2 Digit Example #2: 32

In Example #2 we have the number 32. If we put 32 in the Place Value Chart the 2 is in the Ones. This means 2 is in the Ones Place.

3 Digit Example #3: 765

In Example #3 we have the number 765. If we put 765 in the Place Value Chart the 6 is in the Ones. This means 6 is in the Ones Place.

PLACE VALUE - ONES

The Place of a digit is not same as the Value of that digit in a number. The definition and examples are provided below.

- Value

How much a digit is worth because of where it is on the Place Value Chart.

Hundreds	Tens	Ones
		4

1 Digit Example #1: 4

In Example #1 we have the number 4. If we put 4 in the Place Value Chart the 4 is in the Ones Place. This means 4 has a Value of 4.

2 Digit Example #2: 32

In Example #2 we have the number 32. If we put 32 in the Place Value Chart the 2 is in the Ones Place. This means 2 has a Value of 2.

3 Digit Example #3: 765

In Example #3 we have the number 765. If we put 765 in the Place Value Chart the 5 is in the Ones Place. This means 5 has a Value of 5.

PLACE VALUE - TENS

To make it through Value City Mr. Scribble would like you to learn the value of a digit based on where it is located or its position in a number. The definition and examples are provided below.

- Tens Place: The Tens Place is the next position on the Place Value Chart.

Hundreds	Tens	Ones

- The Tens Place is the position of the Rod in the Base-10 System.

Hundreds	Tens	Ones



PLACE VALUE - TENS

To make it through Value City Mr. Scribble would like you to learn the value of a digit based on where it is located or its position in a number. The definition and examples are provided below.

Tens Place

The numbers 0, 1, 2, 3, 4, 5, 6, 7, 8, 9 can go in the Tens Place.

Hundreds	Tens	Ones
	0	
	1	
	2	
	3	
	4	
	5	
	6	
	7	
	8	
	9	

PLACE VALUE - TENS

To make it through Value City Mr. Scribble would like you to learn the value of a digit based on where it is located or its position in a number. The definition and examples are provided below.

Tens Place

The Value is 10 times the digit in the Ones Place.

Hundreds	Tens	Ones
	0 = 0 1 = 10 2 = 20 3 = 30 4 = 40 5 = 50 6 = 60 7 = 70 8 = 80 9 = 90	



PLACE VALUE - TENS

The Place of a digit is not the same as the Value of that digit in a number. The definition and examples are provided below.

- Place

Where a digit is on the Place Value Chart.

Hundreds	Tens	Ones
	4	

- Value

How much a digit is worth because of where it is on the Place Value Chart.

Hundreds	Tens	Ones
	40	

PLACE VALUE - TENS

The Place of a digit is not same as the Value of that digit in a number. The definition and examples are provided below.

- Place

Where a digit is on the Place Value Chart.

Hundreds	Tens	Ones
	1	4

2 Digit Example #1: 14

In Example #1 we have the number 14. If we put 14 in the Place Value Chart the 1 is in the Tens. This means the 1 is in the Tens Place.

2 Digit Example #2: 32

In Example #2 we have the number 32. If we put 32 in the Place Value Chart the 3 is in the Tens. This means the 3 is in the Tens Place.

3 Digit Example #3: 765

In Example #3 we have the number 765. If we put 765 in the Place Value Chart the 6 is in the Tens. This means the 6 is in the Tens Place.

PLACE VALUE - TENS

The Place of a digit is not same as the Value of that digit in a number. The definition and examples are provided below.

- Value

How much a digit is worth because of where it is on the Place Value Chart.

Hundreds	Tens	Ones
	1	4

2 Digit Example #1: 14

In Example #1 we have the number 14. If we put 14 in the Place Value Chart the 1 is in the Tens Place. This means the 1 has a Value of 10.

2 Digit Example #2: 32

In Example #2 we have the number 32. If we put 32 in the Place Value Chart the 3 is in the Tens Place. This means the 3 has a Value of 30.

3 Digit Example #3: 765

In Example #3 we have the number 765. If we put 765 in the Place Value Chart the 6 is in the Tens Place. This means the 6 has a Value of 60.